



# Sustainability Exposure Report

First quarter 2019

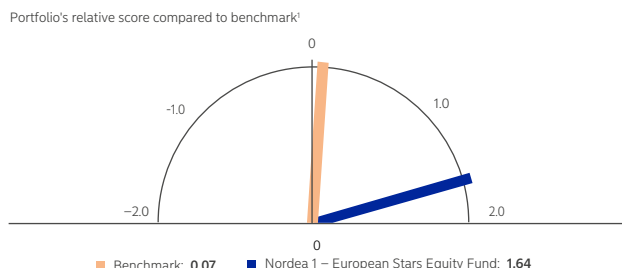
## Nordea 1 – European Stars Equity Fund

This report highlights how portfolio companies – through their products and services – have positive and negative impact on a total of 15 sustainability objectives which are closely aligned with the United Nation Sustainable Development Goals. The results are then compared with the benchmark.

### Total net score (vs benchmark)

The chart below shows the contribution of the portfolio holdings products and services to both Environment and Social considerations compared to companies held in the benchmark.

The contribution of the portfolio to the 15 objectives (social and environmental) is significantly higher than the benchmark.



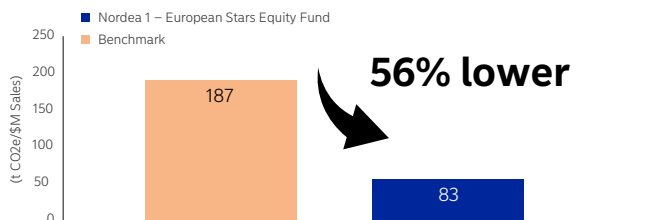
1) The relative score is calculated as follow: ( Portfolio net score ) / ( Benchmark net score ). Should the score of the benchmark be close to nil the relative score multiple might be distorted. **Comparison with other financial products or benchmarks is only meant for indicative purposes.**

### Top contributors

- 1. Novo Nordisk** (DK, Pharma & Biotech). The company mainly contributes to the social objective “Ensuring Health” as the company provides pharmaceutical products for prevention and treatment of human diseases.
- 2. Novartis** (CH, Pharma & Biotech). The company mainly contributes to the social objective “Ensuring Health” through the prescription of drugs, professional diagnostic and treatment devices.
- 3. AstraZeneca** (GB, Pharma & Biotech). The company mainly contributes to the social objective “Ensuring Health” through the development and commercialisation of prescription medicines.

### Carbon footprint

The fund has a carbon footprint 56% lower than the benchmark.



Comparison with other financial products or benchmarks is only meant for indicative purposes.

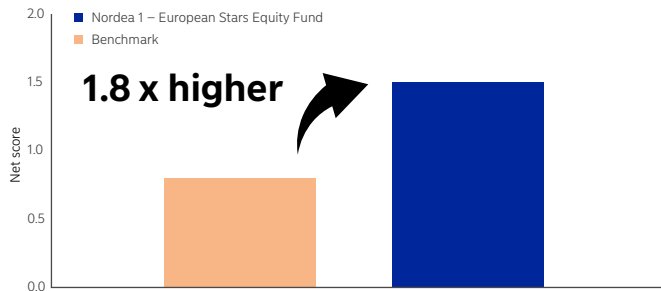
Notes	
Currency	USD
Benchmark	MSCI Europe
Portfolio coverage	94%
Benchmark coverage	100%
Portfolio holdings	45

Note: Scope 1 & 2. Data as at 31.03.2019. The carbon footprint metric relies on carbon data gathered by Nordea Investment Funds S.A., MSCI Inc. and is based on the Swedish Fund Association's recommendation. Further information on the calculation approach is available at: [https://www.nordea.lu/documents/responsible-investments---carbon-footprint-disclosure/RI-CFD\\_eng\\_INT.pdf/](https://www.nordea.lu/documents/responsible-investments---carbon-footprint-disclosure/RI-CFD_eng_INT.pdf/). Source: Nordea Investment Funds S.A., MSCI Inc.

©2019 MSCI ESG Research LLC. Reproduced by permission. Although Nordea Investment Funds S.A. information providers, including without limitation, MSCI ESG Research LLC. and its affiliates (the “ESG Parties”), obtain information from sources they consider reliable, none of the ESG Parties warrants or guarantees the originality, accuracy and/or completeness of any data herein. None of the ESG Parties makes any express or implied warranties of any kind, and the ESG Parties hereby expressly disclaim all warranties of merchantability and fitness for a particular purpose, with respect to any data herein. None of the ESG Parties shall have any liability for any errors or omissions in connection with any data herein. Further, without limiting any of the foregoing, in no event shall any of the ESG Parties have any liability for any direct, indirect, special, punitive, consequential or any other damages (including lost profits) even if notified of the possibility of such damages.

## Exposure to the 7 social objectives<sup>2</sup>

The contribution of the portfolio to the 7 social objectives is 1.8 times higher than the benchmark.



Comparison with other financial products or benchmarks is only meant for indicative purposes.

### Top 3 social objectives

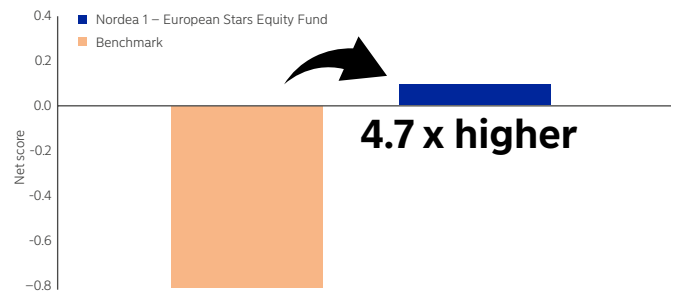
1. Ensuring health
2. Providing basic services
3. Safeguarding peace

### Main SDGs exposure



## Exposure to the 8 environmental objectives<sup>2</sup>

The contribution of the portfolio to the 8 environmental objectives is 4.7 times higher than the benchmark.



Comparison with other financial products or benchmarks is only meant for indicative purposes.

### Top 3 environmental objectives

1. Contributing to sustainable energy use
2. Mitigating climate change
3. Promoting sustainable buildings

### Main SDGs exposure



## Portfolio Company highlight: AstraZeneca

AstraZeneca is a pharmaceutical company engaged in three main therapy areas: cardiovascular and metabolic diseases (36% of sales in 2017); respiratory (23%); and oncology (20%). Additionally, the company offers products for the treatment of various neurological conditions, infections and gastrointestinal diseases. This constitutes a substantial contribution to public health and a sustainable social development. AstraZeneca's initiatives to promote access to medicine (including programmes in African and Asian countries) are mainly focused on the treatment of hypertension and chronic respiratory diseases. In the course of its business restructuring in recent years, the company has ceased the vast majority of its R&D activities in the area of neglected tropical diseases, tuberculosis and malaria as well as antibiotics. The company's business segment dealing with infections diseases currently focusses on seasonal influenza.

## Complete list of SDGs:



Source: [un.org/development/desa/en/news/sustainable/sustainable-development-goals.html](https://un.org/development/desa/en/news/sustainable/sustainable-development-goals.html)

<sup>2</sup> Please note that the total sustainability score is the sum of the social and environmental scores and may slightly differ due to rounding differences. Should the benchmark score be negative the multiplier is calculated as follow: ( Portfolio score + 1 ) / ( Benchmark score + 1 ). Further information on SDGs is available on [un.org/development/desa/en/news/sustainable-development-goals.html](https://un.org/development/desa/en/news/sustainable-development-goals.html). Sources: Nordea Investment Funds S.A., ISS-oeekom, United Nations Sustainable Development Goals.

## Description of ISS-oekom methodology

This report highlights how portfolio companies - through their products and services - have positive and negative impact on a total of 15 sustainability objectives covering both Social and Environmental aspects. These objectives have been developed by ISS-oekom and closely aligned with the United Nation Sustainable Development Goals. The objectives include 7 Social and 8 Environmental objectives with scores ranging from -10 to +10. The results are then compared with the benchmark.

Please note that this report does not comment on the Governance aspect as we already report on such considerations in separate reports.

As the UN SDGs primarily target states and the public sector, not all of the goals are relevant for companies. For this reason, ISS-oekom defined a total of 15 sustainability objectives which are closely aligned with the SDGs. They are used to assess companies' product portfolios in terms of their contribution towards sustainable development based on their revenue weight. For each individual objective, a qualitative analysis is conducted to determine whether a product or service category contributes to or refrain from attaining the objective. As a result, the positive and negative effects of different product groups may partly cancel each other out within a given objective.

Further information on the company and the methodology is available at: <https://www.issgovernance.com/esg/impact-un-sdg/>

## List of the 15 overarching sustainable objectives

### 7 social objectives

- Alleviating poverty
- Combating hunger and malnutrition
- Ensuring health
- Delivering education
- Attaining gender equality
- Providing basic services
- Safeguarding peace

















### 8 environmental objectives

- Achieving sustainable agriculture & forestry
- Conserving water
- Contributing to sustainable energy use
- Promoting sustainable buildings
- Optimising material use
- Mitigating climate change
- Preserving marine ecosystems
- Preserving terrestrial ecosystems

Please note that each portfolio and benchmark are assigned a score ranging from -10 to +10 based on the above 15 sustainable objectives. For the approach to be meaningful and sound we have assumed that the minimum coverage at the fund level should at least be 60%. This means that for a fund score to be meaningful at least 60% of its holdings need to have a score.

## UN Sustainable Development Goals

## Corresponding ISS-oekom Sustainability Objectives

	No poverty	<ul style="list-style-type: none"> <li>- Alleviating poverty</li> <li>- Providing basic services (access aspect)</li> </ul>
	Zero hunger	<ul style="list-style-type: none"> <li>- Combating hunger and malnutrition</li> <li>- Achieving sustainable agriculture and forestry</li> </ul>
	Good health and well-being	<ul style="list-style-type: none"> <li>- Ensuring health</li> <li>- Providing basic services (access aspect)</li> </ul>
	Quality education	<ul style="list-style-type: none"> <li>- Delivering education</li> <li>- Providing basic services (access aspect)</li> </ul>
	Gender equality	<ul style="list-style-type: none"> <li>- Attaining gender equality</li> </ul>
	Clean water and sanitation	<ul style="list-style-type: none"> <li>- Conserving water (quality and quantity aspect)</li> <li>- Ensuring health (sanitary aspect)</li> <li>- Providing basic services (access aspect)</li> </ul>
	Affordable and clean energy	<ul style="list-style-type: none"> <li>- Contributing to sustainable energy use (clean aspect)</li> <li>- Providing basic services (access aspect)</li> </ul>
	Decent work and economic growth	–
	Industry, innovation and infrastructure	–
	Reduced inequalities	<ul style="list-style-type: none"> <li>- Attaining gender equality</li> <li>- Providing basic services</li> </ul>
	Sustainable cities and communities	<ul style="list-style-type: none"> <li>- Promoting sustainable buildings</li> <li>- Providing basic services (access aspect regarding housing, transportation)</li> </ul>
	Responsible consumption and production	<ul style="list-style-type: none"> <li>- Optimising material use</li> </ul>
	Climate action	<ul style="list-style-type: none"> <li>- Mitigating climate change</li> <li>- Contributing to sustainable energy use</li> </ul>
	Life below water	<ul style="list-style-type: none"> <li>- Preserving marine ecosystems</li> </ul>
	Life on land	<ul style="list-style-type: none"> <li>- Preserving terrestrial ecosystems</li> <li>- Achieving sustainable agriculture and forestry</li> </ul>
	Peace, justice and strong institutions	<ul style="list-style-type: none"> <li>- Safeguarding peace</li> </ul>
	Partnerships for the goals	–

The sub-funds mentioned are part of Nordea 1, SICAV, an open-ended Luxembourg-based investment company (Société d'Investissement à Capital Variable), validly formed and existing in accordance with the laws of Luxembourg and with European Council Directive 2009/65/EC of 13 July 2009. **This document is advertising material** and does not disclose all relevant information concerning the presented sub-funds. Any investment decision in the sub-funds should be made on the basis of the current prospectus and the Key Investor Information Document (KIID), which are available, along with the current annual and semi-annual reports, electronically in English and in the local language of the market where the mentioned SICAV is authorised for distribution, without charge upon request from Nordea Investment Funds S.A., 562, rue de Neudorf, P.O. Box 782, L-2017 Luxembourg, and from the local representatives or information agents, or from our distributors. Investments in derivative and foreign exchange transactions may be subject to significant fluctuations which may affect the value of an investment. **Investments in Emerging Markets involve a higher element of risk. The value of shares can greatly fluctuate as a result of the sub-fund's investment policy and cannot be ensured. Investments in equity and debt instruments issued by banks could bear the risk of being subject to the bail-in mechanism (meaning that equity and debt instruments could be written down in order to ensure that most unsecured creditors of an institution bear appropriate losses) as foreseen in EU Directive 2014/59/EU. For further details of investment risks associated with these sub-funds, please refer to the relevant Key Investor Information Document (KIID), available as described above.** Nordea Investment Funds S.A. has decided to bear the cost for research, i.e. such cost is covered by existing fee arrangements (Management/Administration-Fee). Nordea Investment Funds S.A. only publishes product-related information and does not make any investment recommendations. Published by Nordea Investment Funds S.A., 562, rue de Neudorf, P.O. Box 782, L-2017 Luxembourg, which is authorized by the Commission de Surveillance du Secteur Financier in Luxembourg. Further information can be obtained from your financial advisor. He/she can advise you independently of Nordea Investment Funds S.A. **Please note that all sub funds and share classes might not be available in your country of jurisdiction. Additional information for investors in Switzerland:** The Swiss Representative and Paying Agent is BNP Paribas Securities Services, Paris, succursale de Zurich, Selnaustrasse 16, CH-8002 Zurich, Switzerland. **Additional information for investors in Germany:** The Information Agent in Germany is Société Générale S.A. Frankfurt Branch, Neue Mainzer Straße 46-50, D-60311 Frankfurt am Main, Germany. A hard copy of the above-mentioned fund documentation is also available from here. **Additional information for investors in Austria:** The Information and Paying Agent in Austria is Erste Bank der österreichischen Sparkassen AG, Am Belvedere 1, A-1100 Vienna, Austria. **Additional information for investors in the Netherlands:** Nordea 1, SICAV is a Luxembourg Undertaking for Collective Investment in Transferable Securities (UCITS) registered in the Netherlands in the register kept by the AFM, and as such is allowed to offer its shares in the Netherlands. The AFM register can be consulted via [www.afm.nl/register](http://www.afm.nl/register). **Additional information for investors in France:** With the authorisation of the AMF the shares of the sub-funds of Nordea 1, SICAV may be distributed in France. Centralising Correspondent in France is CACEIS Bank, located at 1-3, place Valhubert, FR-75206 Paris cedex, France. **Investors are advised to conduct thorough research before making any investment decision. Additional information for investors in Belgium:** The Financial Service Agent in Belgium is BNP Paribas Securities Services S.C.A., Brussels Branch, Rue de Loxum 25, BE-1000- Brussels, Belgium. A hard copy of the above-mentioned fund documentation is available upon demand free of charge. **Additional information for investors in Spain:** Nordea 1, SICAV is duly registered in the CNMV official registry of foreign collective investment institutions (entry no. 340) as authorised to be marketed to the public in Spain. The Depository of the SICAV's assets is, J.P. Morgan Bank Luxembourg S.A. In Spain, any investment must be made through the authorised distributors and on the basis of the information contained in the mandatory documentation that must be received from the SICAV's authorised distributor prior to any subscription. The Representative Agent is Allfunds Bank S.A.U. C/ de los Padres Dominicos, 7, ES- 28050 Madrid, Spain. A complete list of the authorised distributors is available in the CNMV's webpage ([www.cnmv.es](http://www.cnmv.es)). **Additional information for investors in Portugal:** The Management Company of the SICAV, Nordea Investment Funds, S.A., and the Depository of the SICAV's assets, J.P. Morgan Bank Luxembourg S.A., are validly formed and existing in accordance with the laws of Luxembourg and authorized by the Commission de Surveillance du Secteur Financier in Luxembourg. Our distributor in Portugal is BEST - Banco Electrónico de Serviço Total, S.A., duly incorporated under the laws of Portugal and registered with the CMVM as a financial intermediary. **Additional information for investors in Italy:** Fund documentation as listed above is also available in Italy from the distributors and on the website [www.nordea.it](http://www.nordea.it). The updated list of distribution agents in Italy, grouped by homogenous category, is available from the distributors themselves or from the Paying Agents: State Street Bank International GmbH - Succursale Italia, branches (located in the main towns of each region), BNP Paribas Securities Services - Succursale di Milano, Banca Sella Holding S.p.A, Banca Monte dei Paschi di Siena S.p.A., Allfunds Bank S.A.U. Succursale di Milano, Société Générale Securities Services S.p.A., CACEIS Bank S.A - Succursale Italia and on the website [www.nordea.it](http://www.nordea.it). Any requests for additional information should be sent to the distributors. **Before investing, please read the prospectus and the KIID carefully.** We recommend that you read the most recent annual financial statement in order to be better informed about the fund's investment policy. **The prospectus and KIID for the sub-funds have been published with Consob. Additional information for investors in the United Kingdom:** The Facilities Agent is Financial Express Limited 3rd Floor, Hollywood House Chrisch Street East Woking, Surrey GU21 6HJ, United Kingdom. **Additional information for investors in Ireland:** The Facilities Agent is Maples Fund Serviced (Ireland) Limited, a company incorporated in Ireland whose registered office is 5th Floor, 75 St Stephen's Green, Dublin 2 (the "Representative"). **Additional information for investors in Sweden:** The Paying Agent is Nordea Bank Abp, filial i Sverige, Smlandsgatan 17, SE-105 71 Stockholm, Sweden. The Representative Agent is Nordea Funds Ltd, Swedish Branch, Mäster Samuelsgatan 21, M541 SE-105 71 Stockholm, Sweden. **Additional information for investors in Denmark:** The Representative and Sub-Paying Agent is Nordea Danmark, filial af Nordea Bank Abp, Finland, Grønørdsvej 10, DK-2300 Copenhagen S, Denmark. A hard copy of the above-mentioned fund documentation is available here. **Additional information for investors in Norway:** The Paying Agent is Nordea Bank Abp, filial i Norge, Essendrops gate 7, Postboks 1166 Sentrum, NO-0107 Oslo, Norway. The Representative Agent is Nordea Funds Ltd., Norwegian Branch, Essendrops gate 7, Postboks 1166 Sentrum, NO-0107 Oslo, Norway. **Additional information for investors in Finland:** The Paying Agent is Nordea Bank Abp, Satamaradankatu 5, FI-00020, Helsinki, Finland. The Representative Agent is Nordea Funds Ltd, Centralgatan/Keskuskatu 3a, FI-00020, Helsinki, Finland. **Additional information for investors in Latvia:** The Representative Agent is Luminor Bank AS, Skanstes iela 12, Riga, LV-1013. **Additional information for investors in Estonia:** The Representative Agent in Estonia is Luminor Bank AS, Liivalaia 45, 10145 Tallinn. **Additional information for investors in Lithuania:** The Representative Agent in Lithuania is Luminor Bank AB, Konstitucijos pr. 21A, 03601 Vilnius. Shareholders must evaluate possible investment risks and take this into consideration when making investment decisions. **Information for investors in Brazil.** This is a strictly privileged and confidential document for the purposes of a potential investment in foreign securities on a one-on-one basis with potential investors with a pre-existing relationship with Nordea Investment Funds S.A. This document contains information addressed only to a specific individual and is not intended for distribution to, or use by, any other person. This document (i) is provided for informational purposes only, (ii) should not be construed in any manner as any solicitation or offer to buy or sell any securities or any related financial instruments, (iii) should not be construed in any manner as a public offer of any securities or any related financial instruments, and (iv) will be addressed to a potential investor with restrict access of information. Nordea 1, SICAV have not been, and will not be, registered with the Brazilian Securities Commission (Comissão de Valores Mobiliários - CVM), and must not be offered or sold in Brazil except in circumstances which do not constitute a public offering or distribution under Brazilian laws and regulations. Any public offering, placement or distribution, as defined under Brazilian laws and regulations, of securities in Brazil, is not legal without prior registration under Law No. 6.385 of December 7, 1976, as amended. Documents relating to the offering of the Nordea 1, SICAV, as well as information contained therein, must not be supplied to the general public in Brazil (as the offering of the Nordea 1, SICAV is not a public offering of securities in Brazil) or used in connection with any offer for subscription or sale of the Nordea 1, SICAV to the general public in Brazil. Investors within Brazil should consult with their own counsel as to the applicability of these laws and regulations or any exemption there from. Source (unless otherwise stated): Nordea Investment Funds S.A. Unless otherwise stated, all views expressed are those of Nordea Investment Funds S.A. This document may not be reproduced or circulated without prior permission and must not be passed to private investors. This document contains information only intended for professional investors and financial advisers and is not intended for general publication. Reference to companies or other investments mentioned within this document should not be construed as a recommendation to the investor to buy or sell the same but is included for the purpose of illustration.