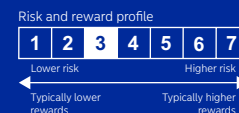




# Fund Portrait



First quarter 2021

## Nordea 1 – Danish Covered Bond Fund

ISIN: LU0076315968 (BP-DKK) / LU0229519045 (BI-DKK)

### Highlights

- The Danish covered bond market is a very liquid, predominantly AAA- rated market which has not experienced any default in more than 200 years<sup>1</sup> – even during the financial crisis in 2008 thanks to the Danish balance principle
- Danish covered (mortgage) bonds offer a solid performance, coupled with a potentially higher yield compared to European government bonds
- The fund gives investors access to a unique investment opportunity which provides good diversification characteristics



### Asset Management at Nordea

As an active investment manager, Nordea Asset Management manages asset classes across the full investment spectrum and aims to serve its clients in every market condition. Nordea's success is based on a sustainable and unique multi-boutique approach that combines the expertise of specialized internal boutiques with exclusive external competences allowing us to deliver alpha in a stable way for the benefit of our clients<sup>2</sup>. Furthermore, we have put a lot of emphasis on launching outcome – as opposed to benchmark – oriented investment solutions whose basis, "stability investment philosophy", is designed to meet clients' risk appetite and needs.

The Nordea 1 – Danish Covered Bond Fund was launched in 1997 and is managed by Nordea's Danish Fixed Income & Euro Covered Bond Team, comprising nine investment professionals specialized in Danish covered bonds and this market's unique features. They are part of Nordea Asset Management, the leading fixed income manager in the Nordic region.

### An attractive and multifaceted investment

Investment returns from high-quality bonds have fallen to historical lows. The Euro zone debt crisis has forced investors to look for investment alternatives – even in the supposedly safe Euro government bonds. As a result, investment decisions must take into account newly defined risk dimensions going forward.

Investors looking for additional returns, but unwilling to take substantially higher risks, will find a hitherto not very well known investment solution in the Nordic region: Danish covered bonds. In 2010, when analysing the origins of the US sub prime crisis George Soros, chairman of one of the most famous US hedge fund companies Soros Fund Management LLC, stated: *"There is a proven mortgage financing system already up and running. The Danish model has been in use, continuously, since the aftermath of the Great Fire of Copenhagen in 1795"*<sup>3</sup>.

### What makes Danish covered bonds so special?

They are comparatively safe mortgage-backed bonds with unique characteristics. The secret behind this asset class is in the so-called "balance principle" introduced in 1850. Furthermore, Danish mortgage bonds provide at least a 99 percent match between the borrowers' interest and capital payments as well as the interest and capital payments to mortgage bond holders.

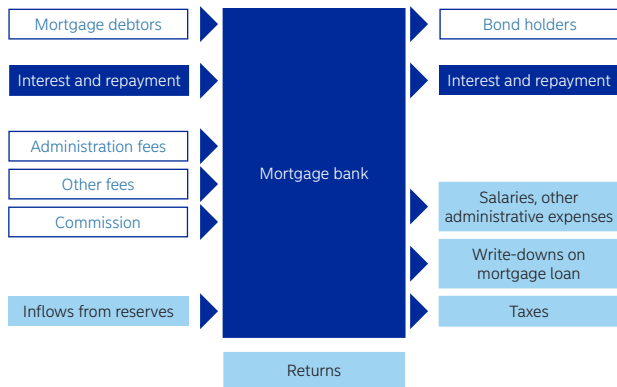
Mortgage banks offer loans with fixed and flexible terms as well as with and without prepayment option.

The loans are pooled and passed on to the investors as mortgage bonds that perfectly match the size, cash flows and maturities of the underlying loans.

1) Source: Nordea Investment Management AB. Date: 31.03.2021. 2) There can be no warranty that an investment objective, targeted returns and results of an investment structure is achieved. The value of your investment can go up and down, and you could lose some or all of your invested money. 3) Source: George Soros, official website www.georgesoros.com. Date: 25.03.2010.

This is the main difference between the sub-prime mortgages launched in the US where issuers pooled not just loans from borrowers with different credit qualities but also bonds with different features.

### The Danish mortgage bond system



Source: The traditional Danish mortgage model, Realkreditretet, as of December 2009.

### Liquid bond market, even in times of great uncertainties

The financial crisis has shown once again that liquidity is key for investments. Indeed, during the crisis Danish mortgage banks were still able to sell their mortgage securities despite the difficult times. With the oldest and largest covered bond market in Europe (approximately EUR 419 billion)<sup>4</sup>, Denmark boasts a very stable, efficient and liquid credit system even during economic downturns.

#### Differences to US sub-prime mortgages

- Borrowers' interest and capital payments must match those to mortgage bond holders by at least 99 percent (Danish balance principle)
- Reselling loans to third parties is forbidden
- Strict regulatory loan-to-value limit of 80 percent for owner-occupied properties
- No loans to sub-prime borrowers
- The collateral for mortgage bonds is the loan holder rather than the property

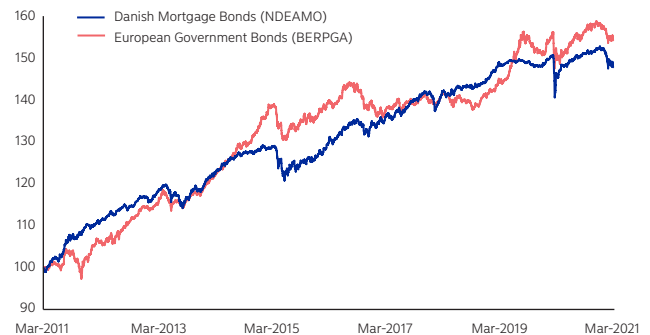
Compared to the US mortgage market, the Danish system is extremely safe because it has strict regulatory loan-to-value limits (e.g. 80 percent for owner-occupied properties) and loans are not granted to subprime borrowers. In addition, this market is extremely transparent due to the fact that loans can't be sold to third parties. As a result, the market has seen no bond defaults for over 200 years.

### An investment alternative with historically higher yield levels

Liquidity and security are an important characteristic of an attractive investment, solid returns are another. Compared to European government bonds, Danish mortgage bonds are a solid investment alternative. Historically, the yield of Danish mortgage bonds exceeded that of comparable European government bonds.

As the borrower is entitled to prepay outstanding debt at par each quarter, the bond investor bears the reinvestment risk resulting from the prepayment. To compensate the bondholder for this risk, he receives a premium, the so-called convexity premium.

### Comparison: Danish mortgage bonds vs. European government bonds



Data for Danish mortgage bonds have been calculated in Euros. Source: Nordea Investment Funds S.A. and Bloomberg; period under review: 10 years. Date: 31.03.2021.

### Stable investment under all interest scenarios

The relative price stability of Danish mortgage bonds is another positive aspect for investors. Normally, borrowers will prepay existing loans when interest rates decrease and take out new loans at lower rate levels when a certain threshold is crossed.



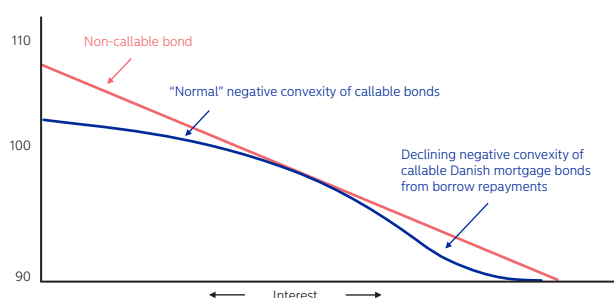
Portfolio Manager, Henrik Stille

**The prices of Danish mortgage bonds suffered after the Lehman bankruptcy, but – unlike German government bonds – the market remained liquid at all times.**

4) Date: 31.12.2019.

The price of Danish covered bonds could come under pressure when interest rates increase. Borrowers have the chance to purchase their mortgage bonds below par in the stock exchange and return them to the relevant bank. By doing so, they can reduce their debts by the discrepancy to the par value. This mechanism ensures that the price of Danish mortgage bonds most likely remain stable under all interest-rate scenarios. For this reason, they generally trade in a price range between 85 and 105 whereas other bonds are much more volatile (interest-rate sensitivity).

### The impact of the call option on the bond price



Source: Nordea Investment Management AB.

### Diversification potential and superior risk/return profile

As many client portfolios have a traditional bias towards bonds, investors bear a high default and interest rate risk. Danish mortgage bonds offer both diversification potential and a superior risk/return profile. The diversification potential is reflected in lower correlations to other bond segments.

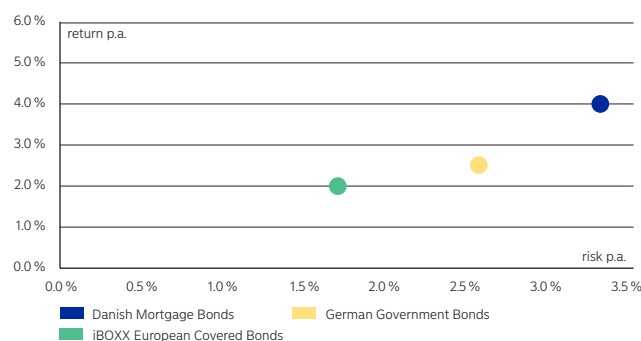
In addition, Danish mortgage bonds can offer investors a superior long-term risk/return profile from the combination of a higher current return (via the convexity premium) and a lower interest-rate sensitivity of bonds in the medium maturity range.

#### Diversification potential

Correlation (5 year period)	Danish mortgages (NDEAMO)	European mortgages (EPOO)	European government bonds (BERPGA)	German government bonds (BEGRGA)
Danish mortgages	1.00	0.61	0.47	0.57
European mortgages		1.00	0.82	0.96
Europ. government bonds			1.00	0.71
German government bonds				1.00

Source: Nordea Investment Funds S.A. and Bloomberg. Date: 31.03.2021.

### Superior risk return profile



Return data for Danish mortgage bonds have been calculated in Euros. Source: Nordea Investment Funds S.A. and Bloomberg; period under review: 10 years. Date: 31.03.2021.

### Nordea’s strategic investment alternative: Nordea 1 – Danish Covered Bond Fund

Nordea has been a reliable partner for fixed income investments over more than two decades, the Danish Fixed Income & Euro Covered Bond Team is managing around EUR 45 bn<sup>5</sup>. With the team led by Martin Hagelskjær Nielsen, Nordea has an expert and highly experienced management team for “Danish bonds” on board.

The winning formula of the Nordea 1 – Danish Covered Bond Fund is its investment philosophy. It is based on in-house research expertise for selecting individual Danish mortgage bonds with adequate premiums and emphasizes active risk management that focuses predominantly on tracking error and on identifying all sources of risk. At the same time, the managers seek to optimally use the risk budget in order to generate the most advantageous results for investors.

The Nordea 1 – Danish Covered Bond Fund boasts a long and successful track record<sup>6</sup>, which is remarkable given the rather difficult historical background.

**This mechanism ensures that rising interest rates will put less pressure on Danish covered bonds than on other fixed income instruments.**



Head of Danish Fixed Income  
Martin Hagelskjær Nielsen

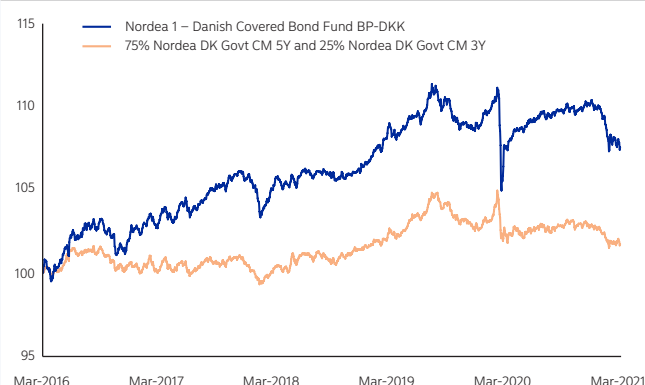
<sup>5</sup> Source: Nordea Investment Management AB. Date: 31.03.2021. <sup>6</sup> The performance represented is historical; past performance is not a reliable indicator of future results and investors may not recover the full amount invested. The value of shares can greatly fluctuate as a result of the sub-fund’s investment policy and cannot be ensured, you could lose some or all of your invested money.

Cumulative returns in % (31.03.2021)	Fund <sup>7</sup>	Index <sup>8</sup>
YTD	-2.39	-1.04
1 month	0.17	0.15
3 months	-2.39	-1.04
6 months	-2.06	-1.01
1 year	0.09	-0.77
3 years	1.79	1.34
5 years	7.54	1.75
Since launch (21.02.1997)	139.38	155.48

Calendar year returns in %	Fund <sup>7</sup>	Index <sup>8</sup>
2020	1.54	0.29
2019	2.22	1.11
2018	0.50	0.89

Nordea 1 – Danish Covered Bond Fund	
Fund manager	Danish Fixed Income Team
Fund domicile	Luxembourg
ISIN codes*	LU0076315968 (BP-DKK)/LU0229519045 (BI-DKK) <sup>9</sup> LU0255620204 (AP-DKK)/LU0476538607 (AI-DKK) <sup>10</sup>
Annual management fees	0.60% (BP-DKK / AP-DKK) 0.30% (BI-DKK / AI-DKK) <sup>11</sup>
Base currency	DKK
Fund size in millions	8,503.75
Reference index	75% Nordea DK Govt CM 5Y and 25% Nordea DK Govt CM 3Y
No. of holdings	103
Launch dates	21.02.1997 (BP-DKK) / 02.11.2005 (BI-DKK) <sup>11</sup> 30.06.2006 (AP-DKK) / 14.01.2010 (AI-DKK) <sup>11</sup>

## Performance (31.03.2016 – 31.03.2021)



## Risks

Please be aware that there are risks associated with investing in this sub-fund, amongst others in: **Concentration, Covered Bond, Derivatives, Prepayment and extension.** For further details, please refer to the Key Investor Information Document, which is available as described in the disclaimer at the end of this document.

\*Other share classes may be available in your jurisdiction. 7) ISIN Code LU0076315968 (BP-DKK). Starting from 21.02.1997. 8) With effect from 14.12.2020, the official reference index of the fund is 75% Nordea DK Govt CM 5Y and 25% Nordea DK Govt CM 3Y. Prior to this date, the fund did not have an official reference index. The performance of the reference index before this date is provided for convenience purposes. 9) Accumulating share classes. 10) Distributing share classes. 11) AI and BI share classes: only for distribution towards institutional clients. Minimum investment amount: EUR 75,000 (or the equivalent).

Source (unless otherwise stated): Nordea Investment Funds S.A. Period under consideration (unless otherwise stated): 21.02.1997 – 31.03.2021. Performance calculated NAV to NAV (net of fees and Luxembourg taxes) in the currency of the respective share class, gross income and dividends reinvested, excluding initial and exit charges could affect the value of the performance. **The performance represented is historical; past performance is not a reliable indicator of future results and investors may not recover the full amount invested. The value of shares can greatly fluctuate as a result of the sub-fund's investment policy and cannot be ensured, you could lose some or all of your invested money.** If the currency of the respective share class differs from the currency of the country where the investor resides the represented performance might vary due to currency fluctuations. The sub-funds mentioned are part of Nordea 1, SICAV, an open-ended Luxembourg-based investment company (Société d'Investissement à Capital Variable), validly formed and existing in accordance with the laws of Luxembourg and with European Council Directive 2009/65/EC of 13 July 2009. **This document is advertising material and does not disclose all relevant information concerning the presented sub-funds.** Any investment decision in the sub-funds should be made on the basis of the current prospectus and the Key Investor Information Document (KIID), which are available, along with the current annual and semi-annual reports, electronically in English and in the local language of the market where the mentioned SICAV is authorised for distribution, without charge upon request from Nordea Investment Funds S.A., 562, rue de Neudorf, P.O. Box 782, L-2017 Luxembourg, from the local representatives or information agents, or from our distributors. Investments in derivative and foreign exchange transactions may be subject to significant fluctuations which may affect the value of an investment. **Investments in Emerging Markets involve a higher element of risk. The value of shares can greatly fluctuate as a result of the sub-fund's investment policy and cannot be ensured. Investments in equity and debt instruments issued by banks could bear the risk of being subject to the bail-in mechanism (meaning that equity and debt instruments could be written down in order to ensure that most unsecured creditors of an institution bear appropriate losses) as foreseen in EU Directive 2014/59/EU.** For further details of investment risks associated with these sub-funds, please refer to the relevant Key Investor Information Document (KIID), available as described above. Nordea Investment Funds S.A. has decided to bear the cost for research, i.e. such cost is covered by existing fee arrangements (Management/Administration-Fee). Nordea Investment Funds S.A. only publishes product-related information and does not make any investment recommendations. Published by Nordea Investment Funds S.A., 562, rue de Neudorf, P.O. Box 782, L-2017 Luxembourg, which is authorized by the Commission de Surveillance du Secteur Financier in Luxembourg. Further information can be obtained from your financial advisor. He/she can advise you independently of Nordea Investment Funds S.A. **Please note that all sub-funds and share classes might not be available in your country of jurisdiction. Additional information for investors in Switzerland:** The Swiss Representative and Paying Agent is BNP Paribas Securities Services, Paris, Succursale de Zurich, Selnaustrasse 16, 8002 Zurich, Switzerland. **Additional information for investors in Germany:** The Information Agent in Germany is Société Générale S.A. Frankfurt Branch, Neue Mainzer Straße 46-50, 60311 Frankfurt am Main, Germany. A hard copy of the above-mentioned fund documentation is also available here. **Additional information for investors in Austria:** The Information and Paying Agent in Austria is Erste Bank der österreichischen Sparkassen AG, Am Belvedere 1, 1100 Vienna, Austria. **Additional information for investors in the Netherlands:** Nordea 1, SICAV is a Luxembourg Undertaking for Collective Investment in Transferable Securities (UCITS) registered in the Netherlands in the register kept by the AFM, and as such is allowed to offer its shares in the Netherlands. The AFM register can be consulted via [www.afm.nl/register](http://www.afm.nl/register). **Additional information for investors in France:** With the authorisation of the AMF the shares of the sub-funds of Nordea 1, SICAV may be distributed in France. Centralising Correspondent in France is CACEIS Bank, located at 1-3, place Valhubert, 75206 Paris cedex 13, France. **Investors are advised to conduct thorough research before making any investment decision. Additional information for investors in Belgium:** The Financial Service Agent in Belgium is BNP Paribas Securities Services S.C.A., Brussels Branch, Rue de Louvain, 25, 1000-Brussels, Belgium. A hard copy of the above-mentioned fund documentation is available upon demand free of charge. **Additional information for investors in Spain:** Nordea 1, SICAV is duly registered in the CNMV official registry of foreign collective investment institutions (entry no. 340) as authorised to be marketed to the public in Spain. The Depository of the SICAV's assets is, J.P. Morgan Bank Luxembourg S.A. In Spain, any investment must be made through the authorised distributors and on the basis of the information contained in the mandatory documentation that must be received from the SICAV's authorised distributor prior to any subscription. The Representative Agent is Allfunds Bank S.A.U., C/ de los Padres Dominicos, 7, 28050 Madrid, Spain. A complete list of the authorised distributors is available in the CNMV's webpage ([www.cnmv.es](http://www.cnmv.es)). **Additional information for investors in Portugal:** The Management Company of the SICAV, Nordea Investment Funds S.A., and the Depository of the SICAV's assets, J.P. Morgan Bank Luxembourg S.A., are validly formed and existing in accordance with the laws of Luxembourg and authorized by the Commission de Surveillance du Secteur Financier in Luxembourg. Our distributor in Portugal is BEST – Banco Electrónico de Serviço Total, S.A., duly incorporated under the laws of Portugal and registered with the CMVM as a financial intermediary. **Additional information for investors in Italy:** Fund documentation as listed above is also available in Italy from the distributors and on the website [www.nordea.it](http://www.nordea.it). The updated list of distribution agents in Italy, grouped by homogenous category, is available from the distributors themselves or from the Paying Agents: State Street Bank International GmbH – Succursale Italia, Allfunds Bank S.A.U. – Succursale di Milano, Société Générale Securities Services S.p.A., Banca Sella Holding S.p.A., Banca Monte dei Paschi di Siena S.p.A., CACEIS Bank S.A., Italian Branch and on the website [www.nordea.it](http://www.nordea.it). Any requests for additional information should be sent to the distributors. **Before investing, please read the prospectus and the KIID carefully.** We recommend that you read the most recent annual financial statement in order to be better informed about the fund's investment policy. **The prospectus and KIID for the sub-funds have been published with Consob.** For the risk profile of the mentioned sub-funds, please refer to the fund prospectus. **Additional information for investors in the United Kingdom:** The Facilities Agent is FE Fundinfo (UK) Limited, 3rd Floor, Hollywood House, Church Street East, Woking GU21 6HJ, United Kingdom. **Additional information for investors in Ireland:** The Facilities Agent is Maples Fund Services (Ireland) Limited, 32 Molesworth Street, D02 Y512 Dublin 2, Ireland. **Additional information for investors in Sweden:** The Paying Agent is Nordea Bank Abp, Swedish Branch, Smländsgatan 17, 105 71 Stockholm, Sweden. **Additional information for investors in Denmark:** The Representative Agent is Nordea Danmark, Filial af Nordea Bank Abp, Finland, Grønlandsvej 10, Postbox 850 0900 Copenhagen C, Denmark. A hard copy of the above-mentioned fund documentation is available here. **Additional information for investors in Norway:** The Nordea 1, SICAV is registered in Norway. **Additional information for investors in Finland:** The Representative Agent is Nordea Funds Ltd, Satamaradankatu 5, 00020, Helsinki, Finland. **Additional information for investors in Latvia:** The Representative Agent is Luminor Bank AS, 62 Skanstes iela 12, 1013 Riga, Latvia. **Additional information for investors in Estonia:** The Representative Agent is Luminor Bank AS, Liivalaia 45, 10145 Tallinn, Estonia. **Additional information for investors in Lithuania:** The Representative Agent in Lithuania is Luminor Bank AB, Konstitucijos pr. 21 A, 03601 Vilnius, Lithuania. Shareholders must evaluate possible investment risks and take this into consideration when making investment decisions. **Additional information for investors in Brazil:** This is a strictly privileged and confidential document for the purposes of a potential investment in foreign securities on a one-on-one basis with potential investors with a pre-existing relationship with Nordea Investment Funds S.A. This document contains information addressed only to a specific individual and is not intended for distribution to, or use by, any other person. This document (i) is provided for informational purposes only, (ii) should not be construed in any manner as any solicitation or offer to buy or sell any securities or any related financial instruments, (iii) should not be construed in any manner as a public offer of any securities or any related financial instruments, and (iv) will be addressed to a potential investor with restrict access of information. Nordea 1, SICAV has not been, and will not be, registered with the Brazilian Securities Commission (Comissão de Valores Mobiliários - CVM), and must not be offered or sold in Brazil except in circumstances which do not constitute a public offering or distribution under Brazilian laws and regulations. Any public offering, placement or distribution, as defined under Brazilian laws and regulations, of securities in Brazil, is not legal without prior registration under Law No. 6,385 of December 7, 1976, as amended. Documents relating to the offering of the Nordea 1, SICAV, as well as information contained therein, must not be supplied to the general public in Brazil (as the offering of the Nordea 1, SICAV is not a public offering of securities in Brazil) or used in connection with any offer for subscription or sale of the Nordea 1, SICAV to the general public in Brazil. Investors within Brazil should consult with their own counsel as to the applicability of these laws and regulations or any exemption therefrom. Source (unless otherwise stated): Nordea Investment Funds S.A. Unless otherwise stated, all views expressed are those of Nordea Investment Funds S.A. This document may not be reproduced or circulated without prior permission and must not be passed to private investors. This document contains information only intended for professional investors and financial advisers and is not intended for general publication. Reference to companies or other investments mentioned within this document should not be construed as a recommendation to the investor to buy or sell the same but is included for the purpose of illustration. The level of tax benefits and liabilities will depend on individual circumstances and may be subject to change in the future.