



Fund Portrait

Second quarter 2018

Nordea 1 – European Covered Bond Fund

ISIN: LU0076315455 (BP-EUR) / LU0539144625 (BI-EUR)

Nordea 1 – Low Duration European Covered Bond Fund

ISIN: LU1694212348 (BP-EUR) / LU1694214633 (BI-EUR)

Highlights

- An asset class to meet the **highest standards of safety**
- Managed by a **specialised and experienced** investment team
- An **active relative value based management** to create **alpha** in this **inefficient and complex market**
- **Two solutions** to tailor our Covered Bond strategy to your **duration risk tolerance**

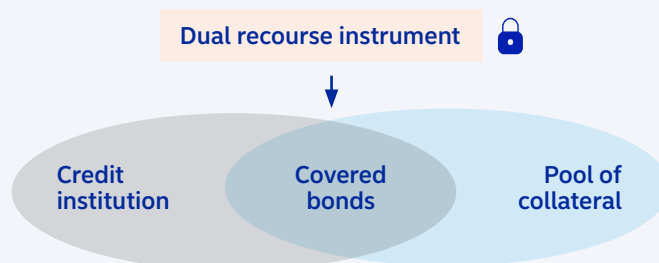
Asset Management at Nordea

As an active investment manager, Nordea Asset Management manages asset classes across the full investment spectrum and aims to serve its clients in every market condition. Nordea's success is based on a sustainable and unique multi-boutique approach that combines the expertise of specialized internal boutiques with exclusive external competences allowing us to deliver alpha in a stable way for the benefit of our clients. Furthermore, we have put a lot of emphasis on launching outcome – as opposed to benchmark – oriented investment solutions whose basis, “stability investment philosophy”, is designed to meet clients’ risk appetite and needs.

Nordea Asset Management has **considerable expertise in the covered bonds space**, with a dedicated investment team managing upwards of €39bn of assets¹ across Danish and European Covered Bonds strategies. Following the success of the Nordea 1 – European Covered Bond Fund, a compelling story of alpha generation since 2012, Nordea launched in October 2017 a second solution following the same strategy, yet with a limited duration risk: the Nordea 1 – Low Duration European Covered Bond Fund. Nordea firmly **believes skill, experience and active management** are required to navigate the intricacies of the €2.5trn² European covered bond market, which even in today's markets remains a complex and inefficient universe.

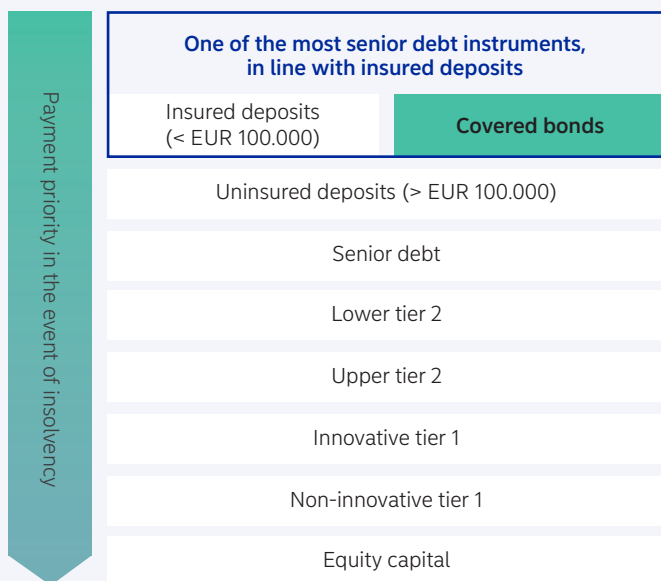
Covered Bonds: a Very Low-Risk Asset Class

A covered bond is a debt instrument issued by a mortgage institution or a bank, which is backed by a cover pool of assets. Covered bond's investors benefit from a **dual protection**. The first recourse is a full claim on the issuer's assets – which means should the issuer becomes insolvent, covered bond investors have creditor rights on the assets. The second recourse is a preferential access to the cover pool. The cash flows of the cover pool, and on the further level of its collateral, back the covered bonds. These cash flows will be used to service the bonds in the event the issuer is insolvent, providing the timely payment of coupons and principal when the issuer can no longer afford them.



Recent EU regulatory enhancements have granted covered bonds preferential treatment: the asset class benefits from both banking and insurance regulation frameworks. In addition to being **one of the most senior debts on financial institutions' balance sheet**, an extra layer of investor protection is added by **covered bonds' exemption from the EU bail-in mechanism**. Under the Bank Recovery and Resolution Directive (BRRD), a resolution authority is allowed to intervene and restructure a bank, when one is considered in a close-to-failure situation. As covered bonds are excluded from absorbing any losses via bail-in, they cannot be written down in the process, unlike senior debt and the remaining debt with a more junior position.

¹) Source: Nordea Investment Management AB. Date: 31.03.2018. ²) Source: ECBC. Date: 31.12.2016.



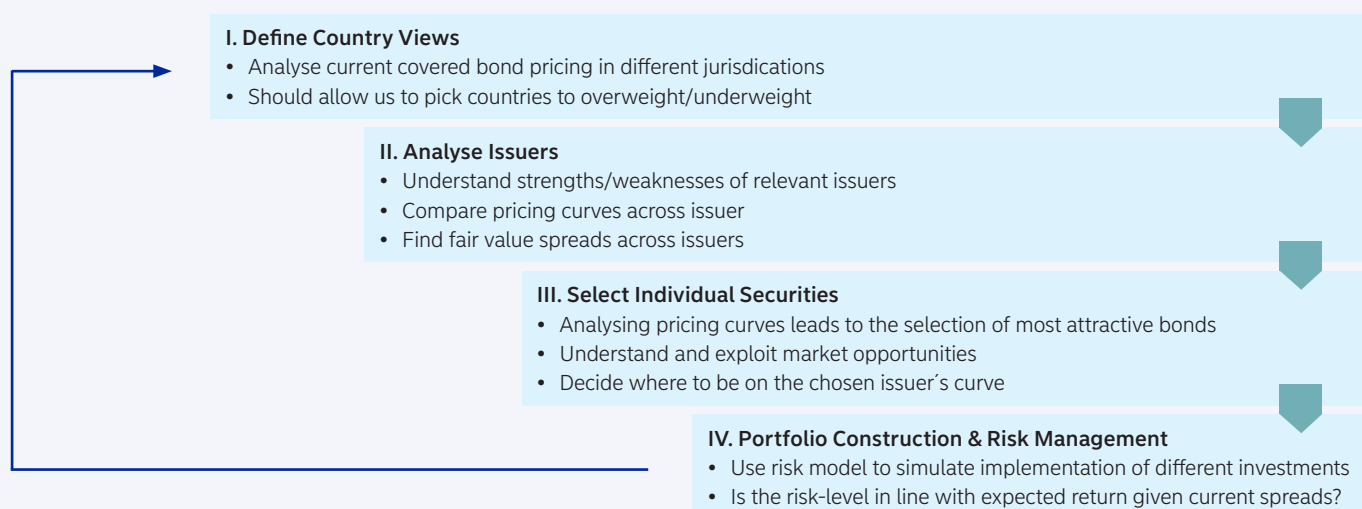
As a result, **covered bonds have not witnessed a default in more than 200 years of history.** In contrast, the “typical” safe bonds have taken investors by surprise: e.g. Greek government bonds were restructured earlier in the decade, while Greek covered bonds did not take a loss; another example would be Banco Espírito Santo’s senior debt creditors who suffered sharp losses in 2016 as part of the bail-in mechanism of the bank.

Finding an **attractive low-risk home** for investors in today’s market environment is a difficult proposition. Nordea offers you both the asset class and the expertise: a very **high quality** investment delivering **the attractive returns that only an active and experienced manager** can bring to your portfolio.³

Creating alpha in a complex and inefficient market

Nordea’s value proposition is closely linked to the added value of active management. This is where **the expertise of the Danish Fixed Income & European Covered Bond Team in the**

Investment Process



covered bond market plays its full role. With an average of 19 years of experience, the team consist of a stable team of portfolio managers, who have worked together for more than 10 years.

As covered bonds are very secure and highly regulated investments, many consider the asset class rather “boring” generally turning to passive allocation or buy-and-hold strategies. Although investing in covered bonds looks rather straightforward at first sight, this is a huge fallacy. **The covered bond market is inefficient in many ways:** from new issuers that pay a premium to attract investors, to the effect of rating methodologies that do not fully capture the business model of certain issuers. The inefficiencies and complexities of the market offer a wide range of opportunities to our investment team, who are truly active and dynamic in their allocation: e.g. their flexibility to invest outside of the EUR-denominated universe (with no currency risk as the portfolio is hedged to EUR), to leverage on their expertise in the Nordic markets, or to take advantage of ratings inefficiencies and market players’ constraints.



We create alpha by identifying relative value opportunities across the investment universe, with strong focus on optimising portfolio risk.



Portfolio Manager, Henrik Stille

The actively managed portfolio **identifies relative value opportunities by a risk based approach** focusing on quantitative research. We seek to invest in covered bonds that offer attractive relative value compared to investment alternatives with similar risk characteristics. The fast decision-making process in place ensures the **ability of the team to take advantage of opportunities as soon as they arise in the market.** Finally, the investment team has developed state-of-the-art risk modelling and pricing tools to deliver consistent investment results.

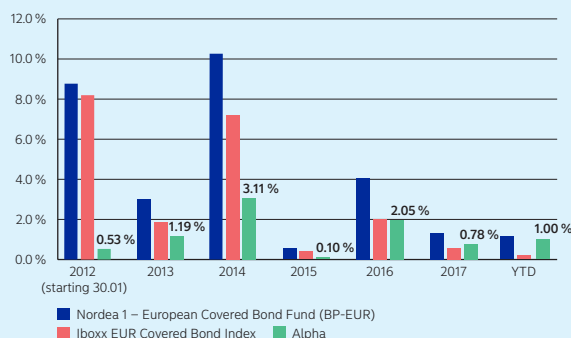
³⁾ There can be no warranty that an investment objective, targeted returns and results of an investment structure is achieved.

Nordea 1 – European Covered Bond Fund

Active management at play!

Duration
~ 5 years

- A **history of alpha generation in one of the safest asset classes**, consistently outperforming its benchmark without added risk.
- Specialisation: **a must to identify attractive opportunities** for a solution where **credit selection has been the main driver** of alpha.
- A successful solution gathering now more than than 1bn of AuM, **awarded 5 star Morningstar rating⁴**



Source (unless otherwise stated): Nordea Investment Funds S.A. Period under consideration (unless otherwise stated): 30.01.2012 – 30.06.2018. Performance calculated NAV to NAV (net of fees and Luxembourg taxes) in the currency of the respective share class, gross income and dividends reinvested, excluding initial and exit charges as per 30.06.2018. Initial and exit charges could affect the value of the performance. **The performance represented is historical; past performance is not a reliable indicator of future results and investors may not recover the full amount invested. The value of shares can greatly fluctuate as a result of the sub-fund's investment policy and cannot be ensured.** If the currency of the respective share differs from the currency of the country where the investor resides the represented performance might vary due to currency fluctuations.

4) For the Nordea 1 – European Covered Bond Fund BI-EUR. Data Source – © 2018 Morningstar, Inc. All Rights Reserved as at 30.06.2018. European Open End Funds database. Date: 30.06.2018. The Morningstar Rating is an assessment of a fund's past performance – based on both return and risk – which shows how similar investments compare with their competitors. **A high rating alone is insufficient basis for an investment decision. Past performance is no guarantee of future results.**

Nordea 1 – Low Duration European Covered Bond Fund

A solution to put your money to work!

Duration
~ 1 year

An innovative investment solution with limited interest rate risk:

- An asset class to meet the **highest standards of safety**
- Managed by a **specialised and experienced investment team**
- With the **full access to its historical alpha capabilities**

A strong alternative to low risk assets

12 months	Yield (%)	+ Potential Alpha (%)	Credit quality
Nordea 1 – Low Duration Covered Bond Fund (1Y)	+0.68 ¹	+1.3 ²	A+
Bund (1Y)	-0.65	N.D.	AAA
US Treasury (1Y) hedged to EUR ⁵	-0.57	N.D.	AA

¹ Based on portfolio composition, if the market remains flat – meaning no movements in rates and spreads – the portfolio would generate a gross performance of +0.68% over the next 12 months⁶.

² The product could benefit from alpha capabilities demonstrated by the team, which are not included in the expected return based on portfolio composition. Looking back at the track record of the European Covered Bond Strategy, the historical average alpha is +1.3%⁷.



In case of widening covered bond spreads in combination with a lack of delivering alpha, investors will lose money with this fund. Hence this solution is not considered as a replacement for cash, but a low risk option to put your money to work.

Source (unless otherwise specified): Nordea Investment Funds S.A. and Datastream. The figures reported for government bonds refer to bid yield. Data as of 30.06.2018. For illustrative purposes only. 5) Considering a cost of hedging equal to -2.8% (differential between the 1Y EUR Swap Rate and the 1Y US Swap Rate). 6) Source: Nordea Investment Management AB. Estimated yield over the next twelve months, based on current model portfolio and market conditions, assuming no change in portfolio holdings and no movement in interest rates and spreads. 7) Calculation based on the European Covered Bond Strategy and its benchmark the IBOXX Covered: 50% Germany, 40% France, 10% Spain. Performance in EUR, Gross of fees. Period under consideration: 31.12.2009 – 31.12.2017. **The performance represented is historical; past performance is not a reliable indicator of future results and investors may not recover the full amount invested.**

Nordea 1 – European Covered Bond Fund

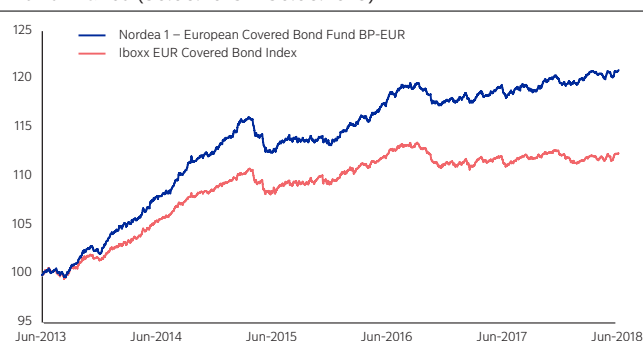
Cumulative returns in % (30.06.2018)	Fund ⁸	Index ⁹
YTD	1.19	0.20
1 month	0.16	0.22
3 months	0.16	0.23
6 months	1.19	0.20
1 year	2.00	0.91
3 years	7.43	3.58
5 years	21.03	12.48

Calendar year returns in %	Fund ⁸	Index ⁹
2017	1.37	0.59
2016	4.11	2.06
2015	0.51	0.41

Nordea 1 – European Covered Bond Fund

Fund manager	Danish Fixed Income & Euro Covered Bond Team	
Fund domicile	Luxembourg	
ISIN codes	LU0076315455 (BP-EUR) LU0539144625 (BI-EUR) ¹⁰	
Annual management fees	0.60 % (BP-EUR) 0.30 % (BI-EUR) ¹⁰	
Base currency	EUR	
Fund size in millions	1,306.23	
No. of holdings	94	
Reference index	Iboxx EUR Covered Bond Index	
Launch date	05.07.1996 (BP-EUR) ¹¹ 09.12.2011 (BI-EUR) ¹⁰	

Performance (30.06.2013 – 30.06.2018)



Key Figures

Annualised return in % ¹²	2.42
Volatility in % ¹²	1.77
Average maturity	6.68
Effective Duration	5.43
Yield to Maturity in %	1.04
12m horizon yield ¹³	1.03
Correlation ¹²	0.91
Information ratio ¹²	1.72
Tracking error in % ¹²	0.72

Nordea 1 – Low Duration European Covered Bond Fund

Nordea 1 – Low Duration European Covered Bond Fund		
Fund manager	Danish Fixed Income & Euro Covered Bond Team	
Fund domicile	Luxembourg	
ISIN codes	LU1694212348 (BP-EUR) LU1694214633 (BI-EUR) ¹⁰	
Annual management fees	0.50 % (BP-EUR) 0.25 % (BI-EUR) ¹⁰	
Base currency	EUR	
Fund size in millions	559.59	
No. of holdings	75	
Launch date	24.10.2017	

Key Figures

Average maturity	6.57
Effective Duration	1.89
12m horizon yield ¹³	0.68

⁸Other share classes may be available in your jurisdiction. ⁹ BP-EUR share class. ¹⁰ Iboxx EUR Covered Bond Index. ¹¹ BI-EUR share class: only for distribution towards institutional clients. Minimum investment amount: EUR 75,000 (or the equivalent). ¹² With effect as of 30/01/2012 the investment policy of the sub-fund was modified. The performance figures shown prior to that date were achieved under circumstances that no longer apply. ¹³ Annualized 3 year data. ¹⁴ Source: Nordea Investment Management AB. Estimated yield over the next twelve months, based on current model portfolio and market conditions, assuming no change in portfolio holdings and no movement in interest rates and spreads.

Source (unless otherwise stated): Nordea Investment Funds S.A. Period under consideration (unless otherwise stated): 05.07.1996 – 30.06.2018. Performance calculated NAV to NAV (net of fees and Luxembourg taxes) in the currency of the respective share class, gross income and dividends reinvested, excluding initial and exit charges as per 30.06.2018. Initial and exit charges could affect the value of the performance. **The performance represented is historical; past performance is not a reliable indicator of future results and investors may not recover the full amount invested. The value of shares can greatly fluctuate as a result of the sub-fund's investment policy and cannot be ensured.** If the currency of the respective share class differs from the currency of the country where the investor resides the represented performance might vary due to currency fluctuations. The sub-funds mentioned are part of Nordea 1, SICAV, an open-ended Luxembourg-based investment company (Société d'Investissement à Capital Variable), validly formed and existing in accordance with the laws of Luxembourg and with European Council Directive 2009/65/EC of 13 July 2009. **This document is advertising material and does not disclose all relevant information concerning the presented sub-funds.** Any investment decision in the sub-funds should be made on the basis of the current prospectus and the Key Investor Information Document (KIID), which are available, along with the current annual and semi-annual reports, electronically in English and in the local language of the market where the mentioned SICAV is authorised for distribution, without charge upon request from Nordea Investment Funds S.A., 562, rue de Neudorf, P.O. Box 782, L-2017 Luxembourg, from the local representatives or information agents, or from our distributors. Investments in derivative and foreign exchange transactions may be subject to significant fluctuations which may affect the value of an investment. **Investments in Emerging Markets involve a higher element of risk. The value of shares can greatly fluctuate as a result of the sub-fund's investment policy and cannot be ensured. Investments in equity and debt instruments issued by banks could bear the risk of being subject to the bail-in mechanism (meaning that equity and debt instruments could be written down in order to ensure that most unsecured creditors of an institution bear appropriate losses) as foreseen in EU Directive 2014/59/EU. For further details of investment risks associated with these sub-funds, please refer to the relevant Key Investor Information Document (KIID), available as described above.** Nordea Investment Funds S.A. has decided to bear the cost for research, i.e. such cost is covered by existing fee arrangements (Management/Administration-Fee). Nordea Investment Funds S.A. only publishes product-related information and does not make any investment recommendations. Published by Nordea Investment Funds S.A., 562, rue de Neudorf, P.O. Box 782, L-2017 Luxembourg, which is authorized by the Commission de Surveillance du Secteur Financier in Luxembourg. Further information can be obtained from your financial advisor. He/she can advise you independently of Nordea Investment Funds S.A. **Additional information for investors in Switzerland:** The Swiss Representative and Paying Agent is BNP Paribas Securities Services, Paris, succursale de Zurich, Selnaustrasse 16, CH-8002 Zurich, Switzerland. **Additional information for investors in Germany:** The Information Agent in Germany is Société Générale S.A. Frankfurt Branch, Neue Mainzer Straße 46-50, D-60311 Frankfurt am Main. A hard copy of the above-mentioned fund documentation is also available from here. **Additional information for investors in Austria:** Sub-paying Agent and Representative in Austria is Erste Bank der Osterreichischen Sparkassen AG, Am Belvedere 1, A-1100 Vienna. **Additional information for investors in the Netherlands:** Nordea 1, SICAV is a Luxembourg Undertaking for Collective Investment in Transferable Securities (UCITS) registered in the Netherlands in the register kept by the AFM, and as such is allowed to offer its shares in the Netherlands. The AFM register can be consulted via www.afm.nl/register. **Additional information for investors in France:** With the authorisation of the AMF the shares of the sub-funds of Nordea 1, SICAV may be distributed in France. Centralising Correspondent Bank in France is CACEIS Bank, located at 1-3, place Valhubert, 75013 Paris. **Investors are advised to conduct thorough research before making any investment decision.** **Additional information for investors in Belgium:** The Representative Agent in Belgium is BNP Paribas Securities Services S.C.A., Brussels branch, 25 Rue de Loux, Brussels, B-1000-Belgium. A hard copy of the above-mentioned fund documentation is available upon demand free of charge. **Additional information for investors in Spain:** Nordea 1, SICAV is duly registered in the CNMV official registry of foreign collective investment institutions (entry no. 340) as authorised to be marketed to the public in Spain. The Depository of the SICAV's assets is, J.P. Morgan Bank Luxembourg S.A. In Spain, any investment must be made through the authorised distributors and on the basis of the information contained in the mandatory documentation that must be received from the SICAV's authorised distributor prior to any subscription. The Representative Agent is Allfunds Bank S.A., Paseo de la Castellana 9, ES-28046 Madrid, Spain. A complete list of the authorised distributors is available in the CNMV's webpage (www.cnmv.es). **Additional information for investors in Portugal:** The Management Company of the SICAV, Nordea Investment Funds S.A., and the Depository of the SICAV's assets, J.P. Morgan Bank Luxembourg S.A., are validly formed and existing in accordance with the laws of Luxembourg and authorized by the Commission de Surveillance du Secteur Financier in Luxembourg. Our distributor in Portugal is BEST - Banco Electrónico de Serviço Total, S.A., duly incorporated under the laws of Portugal and registered with the CMVM as a financial intermediary. **Additional information for investors in Italy:** Fund documentation as listed above is also available in Italy from the distributors and on the website www.nordea.it. The updated list of distribution agents in Italy, grouped by homogenous category, is available from the distributors themselves, at State Street Bank International GmbH - Succursale Italia, branches (located in the main towns of each region), BNP Paribas Securities Services - Succursale di Milano, Banca Sella Holding S.p.A., Banca Monte dei Paschi di Siena S.p.A., Allfunds Bank S.A., Succursale di Milano, Société Générale Securities Services S.p.A. and on the website www.nordea.it. Any requests for additional information should be sent to the distributors. **Before investing, please read the prospectus and the KIID carefully.** We recommend that you read the most recent annual financial statement in order to be better informed about the fund's investment policy. **The prospectus and KIID for the sub-funds have been published with Consob. Additional information for investors in the United Kingdom:** Approved by Nordea Bank AB, 5 Aldermanbury Square, London EC2V 7AZ, which is regulated by the FCA in the United Kingdom. **Additional information for investors in Sweden:** The Paying Agent is Nordea Bank AB (publ), Smländsgatan 17, Stockholm SE-105 71. The Representative Agent is Nordea Funds Ltd, Swedish Branch, Mäster Samuelsgatan 21, Stockholm, SE-105 71. **Additional information for investors in Denmark:** The Information and Paying Agent is Nordea Denmark, Filial af Nordea Bank AB (publ), Sverige, Strandgade 3, Christiansbro, DK-1401 Copenhagen K. A hard copy of the above-mentioned fund documentation is available here. **Additional information for investors in Norway:** The Paying Agent is Nordea Bank AB (publ), Filial i Norge, Essendrops gate 7, Postboks 1166 Sentrum, NO-0107 Oslo. The Representative Agent is Nordea Funds Ltd., Norwegian Branch, Essendrops gate 7, Postboks 1166 Sentrum, NO-0107 Oslo. **Additional information for investors in Finland:** The Paying Agent is Nordea Bank AB (publ), Finnish Branch, Satamaradankatu 5, FI-00020 NORDEA, Helsinki. The Representative Agent is Nordea Funds Ltd, Satamaradankatu 5, FI-00020 NORDEA, Helsinki. **Additional information for investors in Latvia:** The Representative and Paying Agent is Luminor Bank AS, Skanstes iela 12, Riga, LV-1013. **Additional information for investors in Estonia:** The Representative and Paying Agent is Luminor Bank AS, Liivalaia 45, 10145 Tallinn. **Additional information for investors in Lithuania:** The Representative and Paying Agent in Lithuania is Luminor Bank AB, Konstitucijos pr. 21A, 03601 Vilnius. Shareholders must evaluate possible investment risks and take this into consideration when making investment decisions. **Information for investors in Brazil:** Nordea 1, SICAV have not been, and will not be, registered with the CVM and may not be offered or sold in Brazil except in circumstances which do not constitute a public offering or distribution under Brazilian laws and regulations. Investors within Brazil should consult with their own counsel as to the applicability of these laws and regulations or any exemption there from. This material aims to provide information only and does not constitute and should not be construed as an offer to buy or sell or solicitation of an offer to buy or sell any security or financial instrument. Unless otherwise stated, all views expressed are those of Nordea Investment Funds S.A. This document may not be reproduced or circulated without prior permission and must not be passed to private investors. This document contains information only intended for professional investors and independent financial advisers and is not intended for general publication. Reference to companies or other investments mentioned within this document should not be construed as a recommendation to the investor to buy or sell the same, but is included for the purpose of illustration.